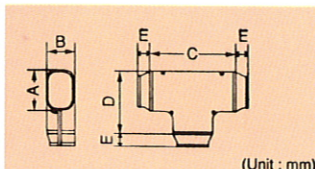




T-Type Branch Joint

ST

T-TYPE JOINT

Material...P.V.C.



(Unit : mm)

Code No.	Product No.	A	B	C	D	E	Pcs/Pkg
0462	ST-77	85	68	165	124	31	10
0461	ST-100	109	78	200	154	33	10
0463	ST-140	148	87	250	199	32	5

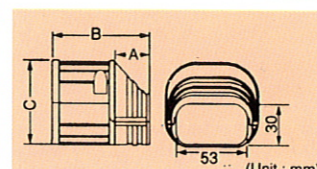

ST-77 supplied with 2 pcs. of ST-77-66 (for SD-66)
 ST-100 supplied with 2pcs. of ST-100-66 (for SD-66)
 and 2pcs. of ST-100-77 (for SD-77)
 ST-140 supplied with 2pcs. of ST-140-100 (for SD-100)

Duct End Treatment

SE/SEN

END COVER

Material...P.V.C.



(Unit : mm)

Code No.	Product No.	A	B	C	Pcs/Pkg
0486	SEN-66	25	70	63	60(20)
0487	SE-77	45	95	67	60(20)
0488	SEN-100	56	112	76	20
0489	SEN-140	77	150	85	10

() shows quantities of black, gray, brown and white.

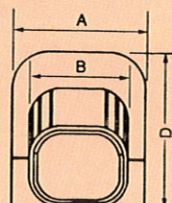
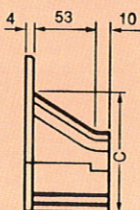

- Separation into upper and lower sections allows installation after having connected the pipe to the equipment.
- Cut lines are set to suit each pipe size for easier cutting.
- Vinyl chloride material is employed instead of conventionally used polyethylene to give higher strength, fire and weather resistance.
- Make sure to always use End Cover on all Slimduct Series. When the End Cover is not used, the upper covers on the duct may possibly slide down.

Ceiling/Wall Penetration

SP

SD CEILING CAP

Material...A.B.S

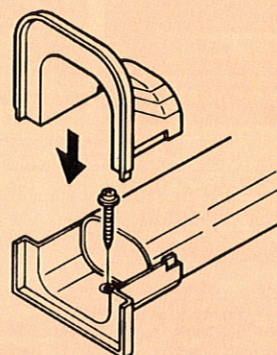


(Unit : mm)

Code No.	Product No.	A	B	C	D	Pcs/Pkg
7341	SP-66	95	66	95	125	20
7342	SP-77	110	81	100	130	20
7343	SP-100	135	106	107	137	10
7344	SP-140	175	146	117	147	5

Suitable for ceiling/wall penetration where no penetration holes can be secured on duct extension because of beam, edge, etc.

Installation



No screw is necessary for interlock.

Cross Section of Installation

