

# VA, VPA, VCA Series Parker Sporlan

## Suction line accumulators

Suction accumulators ensure protection of compressors in case of return of liquid refrigerant or lubricant trapped into the system.

Suction accumulators work like a drop vapor separators and trap liquid refrigerant and oil at the bottom.

They must be installed between evaporator outlet and compressor inlet.

Vapors are sucked up by the compressors at the top, liquid refrigerant and oil are sucked at the bottom through a calibrated opening.

The selection of suction accumulators needs to take in count the volume of liquid refrigerant and minimum capacity of the system to ensure a perfect oil return, be sure to add a volume of oil equivalent to the volume trapped and loose in the bottom, see below "Retention volume".



### Benefits

<b>Max Working Pressure</b>	<b>21 bar (300 psig)</b>
Temperature Range	-40°C up to +80°C

- **Leak Testing:** 100% bubble leak tested
- **Paint:** Powder paint giving protection to 500 hours salt spray
- **Approvals:** PED 97/23/EC  
UL file no. SA-4835 / SA-5764e  
CSA LR41494

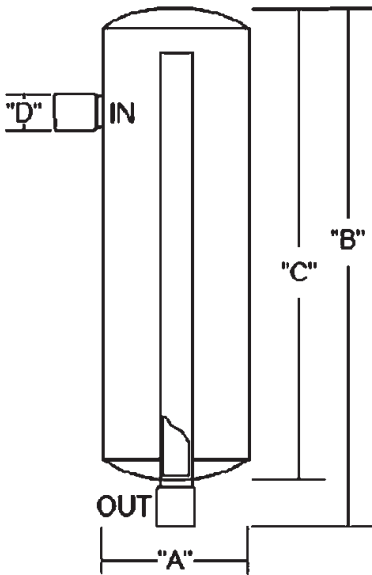
**Parker Sporlan reserves the right to change this document without notice.**

For all requests, consult your nearest Parker Sporlan Wholesaler or contact us on:  
racecustomerservice@parker.com / www.parker.com/race

# Technical Data

## VCA Series

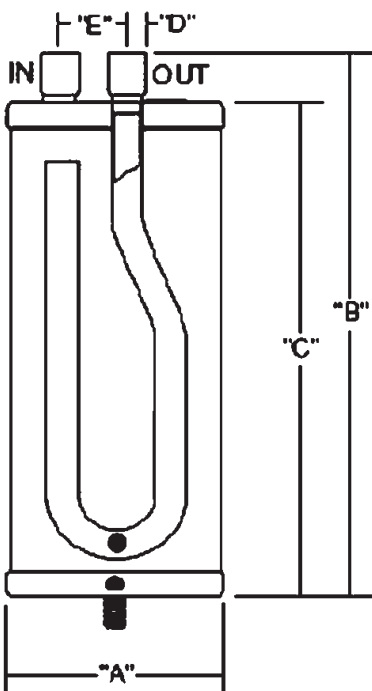
are dedicated to heat pumps and refrigeration systems with pump down.



Part Number	Connections ODF	Internal volume Liters	Retention volume ml	Dimensions (mm)				Weight Kg	CE Category
				A	B	C	E		
VCA-32-6S	3/4"	1.98	94	76	279	254	-	1.0	3§3
VCA-33-7S	7/8"	2.55	94	76	330	305	-	1.0	I
VCA-45-7S	7/8"	2.12	94	102	314	292	-	1.9	3§3

## VPA Series

are suction accumulators with U tube



Part Number	Connections ODF	Internal volume Liters	Retention volume ml	Dimensions (mm)				Weight Kg	CE Category
				A	B	C	E		
VPA-589-6SRD	3/4"	2.41	166	127	244	211	44	2.3	I
VPA-589-7SRD	7/8"	2.35	166	127	244	206	44	2.2	3 & 3
VPA-5811-6SRD	3/4"	2.91	166	127	287	254	44	3.1	I
VPA-5811-7SRD	7/8"	2.86	166	127	287	249	44	2.7	I
VPA-5812-7SRD	7/8"	3.31	166	127	327	289	44	3.5	I
VPA-5815-7SRD	7/8"	4.05	166	127	391	249	44	3.8	I
VPA-5817-7SRD	7/8"	4.61	166	127	438	400	44	4.4	I

Accurate at the time of going to print.

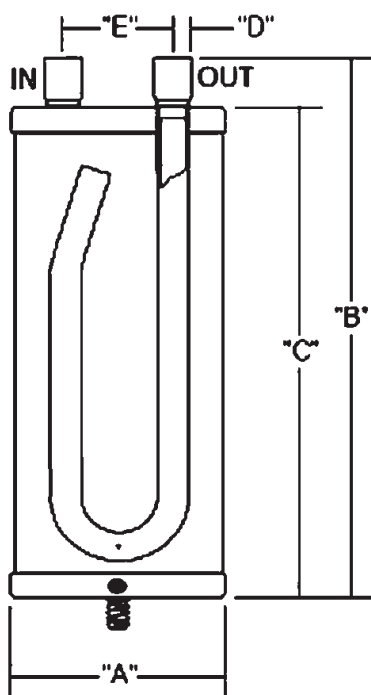
For all requests, consult your nearest Parker Sporlan Wholesaler or contact us on: [raccustomerservice@parker.com](mailto:raccustomerservice@parker.com) / [www.parker.com/race](http://www.parker.com/race)

# Technical Data

## VA Series

are suction accumulators with U tube.

Part Number	Connections	Internal volume Liters	Retention volume ml	Dimensions mm				Weight Kg	CE Category
	ODF			A	B	C	E		
VA-30-4S	1/2"	0.85	25	76	210	191	41	0.8	3 & 3
VA-31-5S	5/8"	0.96	67	76	264	238	44	0.9	3 & 3
VA-32-5S	5/8"	1.13	48	76	311	292	41	1	3 & 3
VA-32-6S	3/4"	1.13	79	76	321	292	41	1	3 & 3
VA-35-5S	5/8"	1.44	60	76	383	349	41	1.2	3 & 3
VA-35-6S	3/4"	1.44	55	76	383	349	41	1.2	3 & 3
VA-44-5SRD	5/8"	2.04	98	102	273	252	64	2	3 & 3
VA-44-6SRD	3/4"	2.04	68	102	270	248	64	2	3 & 3
VA-54-6SRD	3/4"	2.55	187	127	244	216	70	2.4	I
VA-54-7SRD	7/8"	2.55	172	127	248	216	70	2.4	I
VA-55-7SRD	7/8"	3.11	172	127	273	241	76	3.2	I
VA-56-6SRD	3/4"	3.68	187	127	324	295	70	3.6	I
VA-56-7SRD	7/8"	3.68	211	127	330	298	70	3.6	I
VA-57-7SRD	7/8"	3.96	211	127	371	340	70	3.7	I
VA-57-9SRD	1-1/8"	3.96	228	127	376	340	70	3.7	I
VA-59-9SRD	1-1/8"	5.66	252	127	467	430	70	3.8	I
VA-59-11SRD	1-3/8"	5.09	281	127	468	430	70	3.8	I
VA-610-7SRD	7/8"	5.09	416	152	352	321	75	5.4	I
VA-610-9SRD	1-1/8"	5.09	546	152	356	321	75	5.4	I
VA-611-11SRD	1-3/8"	5.66	667	152	387	349	75	5.6	I
VA-615-11SRD	1-3/8"	8.21	597	152	495	457	75	7.2	I
VA-616-13SRD	1-5/8"	8.49	712	152	556	514	75	7.4	I



For all requests, consult your nearest Parker Sporlan Wholesaler or contact us on: [racecustomerservice@parker.com](mailto:racecustomerservice@parker.com) / [www.parker.com/race](http://www.parker.com/race)

Accurate at the time of going to print.