

# SLIMDUCT™ SD

## SE END FITTING



Item No.	Color Variation	A	B	C	D	E	Pcs/Pkg*
<b>SE-77</b>	<input type="checkbox"/> <input type="checkbox"/> <input type="checkbox"/> <input type="checkbox"/> <input type="checkbox"/>	53	43	45	82	67	60(20)


\*( ) shows quantities of Gray, White, Black, and Brown.

## SEN END FITTING



Item No.	Color Variation	A	B	C	Pcs/Pkg
<b>SEN-100</b>	<input type="checkbox"/> <input type="checkbox"/> <input type="checkbox"/> <input type="checkbox"/> <input type="checkbox"/>	56	112	76	20
<b>SEN-140</b>	<input type="checkbox"/> <input type="checkbox"/> <input type="checkbox"/> <input type="checkbox"/> <input type="checkbox"/>	77	150	85	10

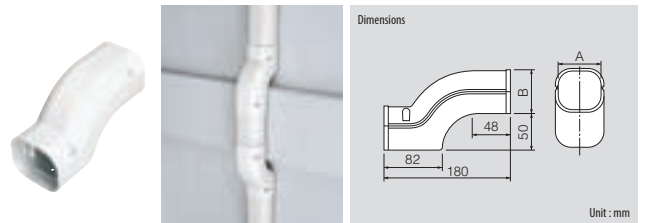
## ST TEE



Item No.	Color Variation	A	B	C	D	E	Pcs/Pkg
<b>ST-77</b>	<input type="checkbox"/> <input type="checkbox"/> <input type="checkbox"/> <input type="checkbox"/> <input type="checkbox"/>	85	68	165	124	31	10
<b>ST-100</b>	<input type="checkbox"/> <input type="checkbox"/> <input type="checkbox"/> <input type="checkbox"/> <input type="checkbox"/>	109	78	200	154	33	10
<b>ST-140</b>	<input type="checkbox"/> <input type="checkbox"/> <input type="checkbox"/> <input type="checkbox"/> <input type="checkbox"/>	148	87	250	199	32	5

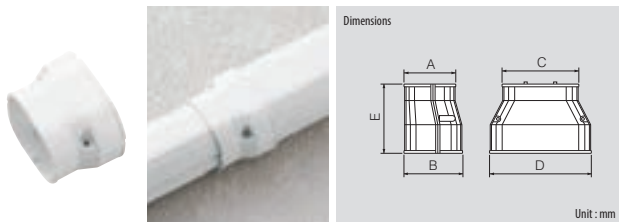
Each ST pack includes these reducers:  
 ST-77-66 (for SD-66) ×2  
 ST-100-77 (for SD-77) ×2  
 ST-140-100 (for SD-100) ×2

## SIF 50MM FIXED OFFSET



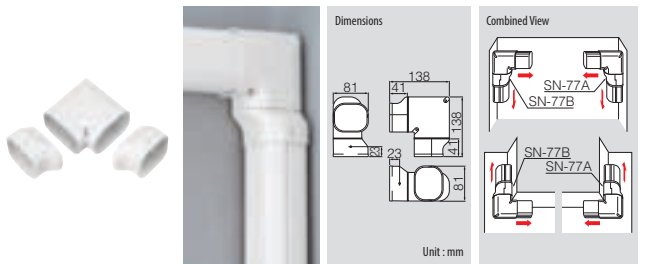
Item No.	Color Variation	A	B	Pcs/Pkg
<b>SIF-77</b>	<input type="checkbox"/> <input type="checkbox"/> <input type="checkbox"/> <input type="checkbox"/> <input type="checkbox"/>	83	69	10
<b>SIF-100</b>	<input type="checkbox"/> <input type="checkbox"/> <input type="checkbox"/> <input type="checkbox"/> <input type="checkbox"/>	108	74	10

## SDR REDUCER



Item No.	Color Variation	A	B	C	D	E	Pcs/Pkg
<b>SDR100-77</b>	<input type="checkbox"/> <input type="checkbox"/> <input type="checkbox"/> <input type="checkbox"/> <input type="checkbox"/>	67	75	81	106	66	20
<b>SDR140-100</b>	<input type="checkbox"/> <input type="checkbox"/> <input type="checkbox"/> <input type="checkbox"/> <input type="checkbox"/>	75	84	109	147	100	10

## SN 90° TWIST ELBOW



Item No.	Color Variation	Pcs/Pkg
<b>SN-77</b>	<input type="checkbox"/> <input type="checkbox"/> <input type="checkbox"/> <input type="checkbox"/> <input type="checkbox"/>	5

## SNA 90° TWIST ELBOW (RIGHT TWIST)



(Contents)  
 Right twist joint... 1pc.  
 90° FLAT ELL (SK-100)... 1pc.




Item No.	Color Variation	Pcs/Pkg
<b>SNA-100</b>	<input type="checkbox"/> <input type="checkbox"/>	5

## SNB 90° TWIST ELBOW (LEFT TWIST)



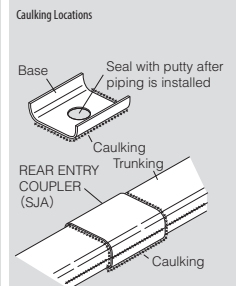
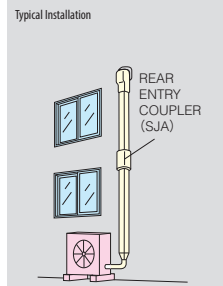
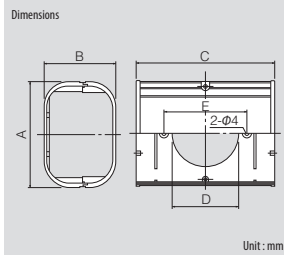

(Contents)  
 Left twist joint... 1pc.  
 90° FLAT ELL (SK-100)... 1pc.



Item No.	Color Variation	Pcs/Pkg
<b>SNB-100</b>	<input type="checkbox"/> <input type="checkbox"/>	5

## SJA

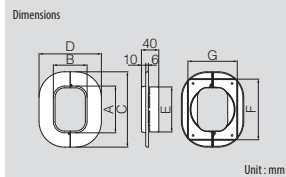
## REAR ENTRY COUPLER



Item No.	Color Variation	A	B	C	D	E	Compliant pipe size	Pcs/Pkg
<b>SJA-100</b>	□ ■ ▨ ▩ ■	109	75	148	70	88	2 sets of PC-2320	20

## SWC

## WALL FLANGE



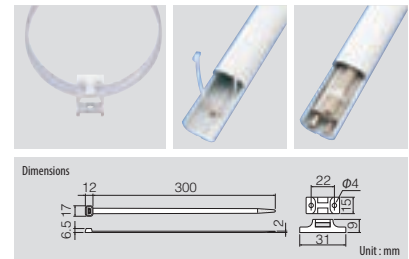
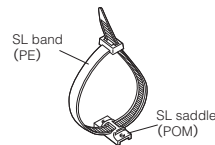
Item No.	Color Variation	A	B	C	D	E	F	G	Diameter of core drill	Pcs/Pkg
<b>SWC-77</b>	□ ■ ▨ ▩ ■	83	71	127	115	80	110	90	85	100
<b>SWC-100</b>	□ ■ ▨ ▩ ■	108	78	174	144	104	140	114	110	50
<b>SWC-140</b>	□ ■ ▨ ▩ ■	148	88	220	180	144	196	154	145	20

\*Material ... ABS

## SL

## STRAP KIT

For SLIMDUCT



Item No.	Color Variation	Pcs/Pkg
<b>SL-300</b>	□	500

\*Material ... PE (SL band), POM (SL saddle)

\*Do not overtighten strap! This may decrease insulation performance.

## VD

## CUTTER for SLIMDUCT

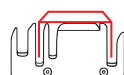


JAN Code / 4953998006133

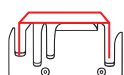
Item No.	Product Name
<b>VD2100</b>	Cutter



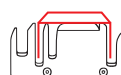
### Applicable trunking size



SD-77

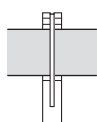


SD-100

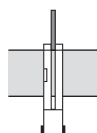


MD-751

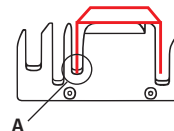
Please cut trunking slowly in all seasons.



Insert the trunking at a 90° angle to the blade.



Please hold the trunking straight.



Reduce the cutting speed when the blade reaches the position A.