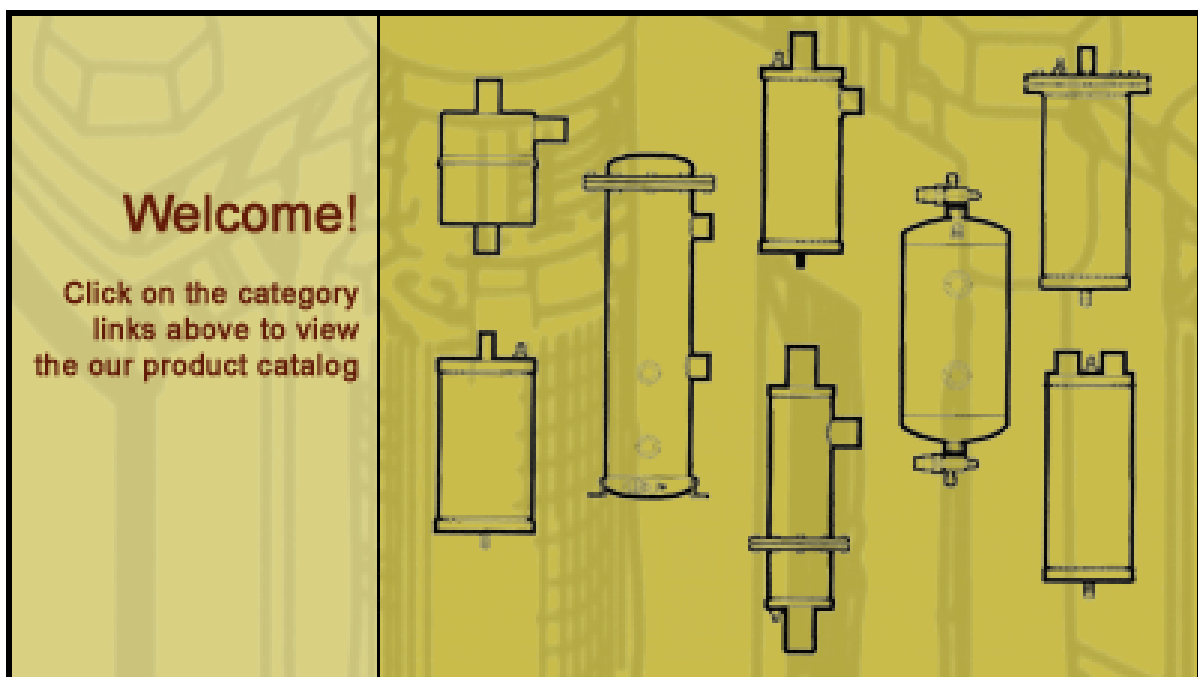


Temprite

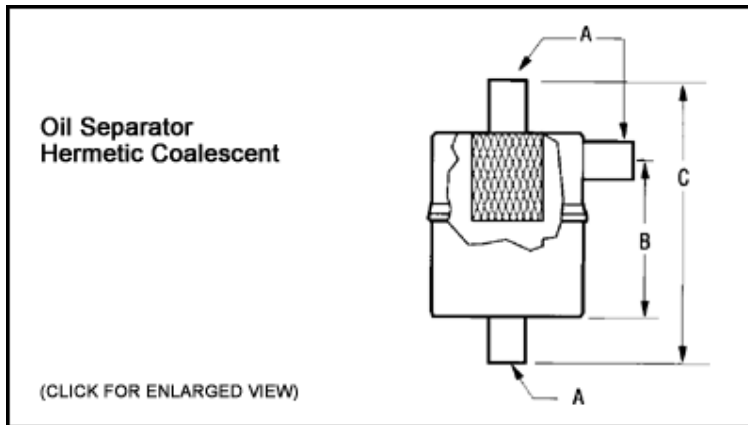
Temprite Product Catalog



320 and 340 Series

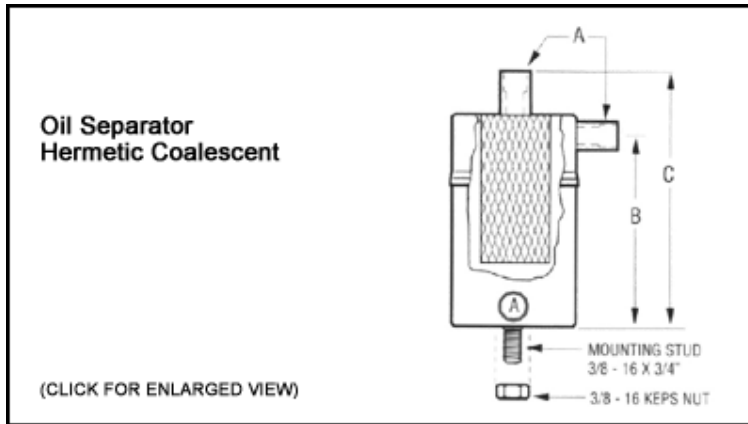
The Temprite 320 and 340 Series are the first oil separators specifically designed for refrigerant recovery/reclaim systems. Based on our robust 900 Series, the 320 and 340 Series units are 99.9999% efficient in removing oil from the mass flow. The elimination of the float ball and internal oil reservoir maximizes efficiency by minimizing oil carryover. It also has the advantage of being one of the smallest oil separators available for its capacity. Metering the oil return back to the compressor may be done by a variety of methods including a capillary tube, a metered orifice or a timed solenoid. Use actual CFM to correctly size the 320 or 340 Series for your application

320/321/322



Model	Max Working Pressure	Oil Connector Size	Diameter	*A* Dimension	*B* Dimension	*C* Dimension
320	500 PSIG	3/8" ODS	2 1/2"	3/8" ODS	2 1/16"	4 1/4"
321	500 PSIG	1/8" FTP	2 1/2"	1/8" FTP	2 1/16"	3 1/2"
322	500 PSIG	1/4" SAE	2 1/2"	1/4" SAE	2 1/16"	4

340/341/342/343

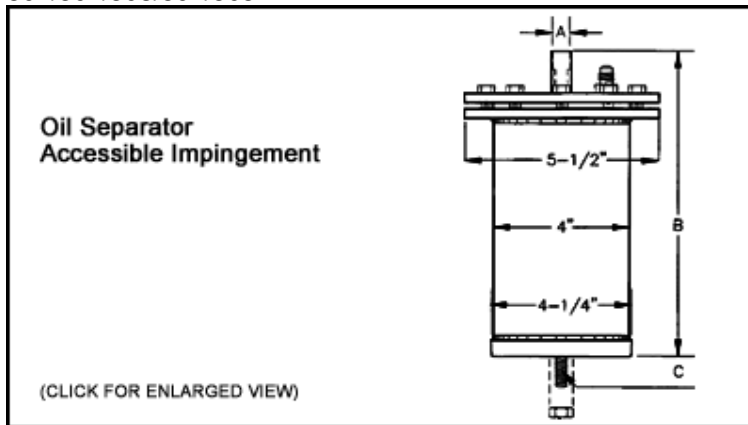


Model	Max Working Pressure	Oil Connector Size	Diameter	*A* Dimension	*B* Dimension	*C* Dimension
340	500 PSIG	3/8" ODS	2 1/2"	3/8" ODS	3 9/16"	4 7/8"
341	500 PSIG	1/8" FTP	2 1/2"	1/8" FTP	3 9/16"	4 1/2"
342	500 PSIG	1/4" SAE	2 1/2"	1/4" SAE	3 9/16"	4 3/4"
343	500 PSIG	3/8" SAE	2 1/2"	3/8" SAE	3 9/16"	4 15/16"

500 and 600 Series

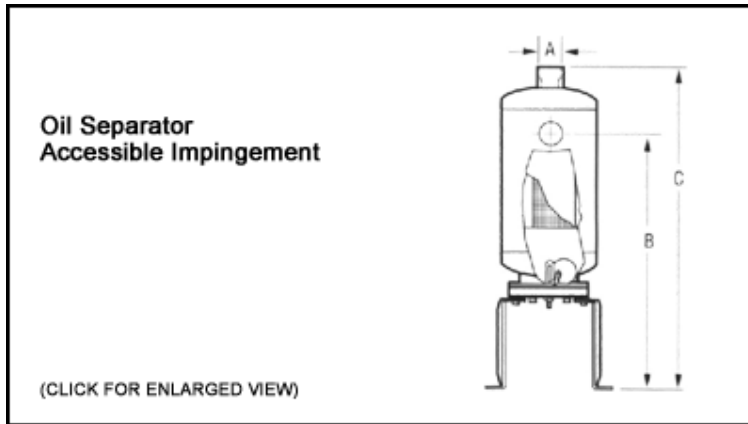
The 500 and 600 Series are impingement screen type oil separators. They work by having the compressed mass flow enter into a larger separator chamber which lowers the velocity and then the atomized oil droplets collect on the impingement screen surface. As the oil droplets agglomerate into larger particles they fall to the bottom of the separator oil reservoir. The 600 Series is designed for the OEM who needs oil separation, but does not require the accessibility of the 500 Series. A complete replacement parts list is available for the 500 Series at your local HVAC/R Wholesales.

501/502/503/504/505



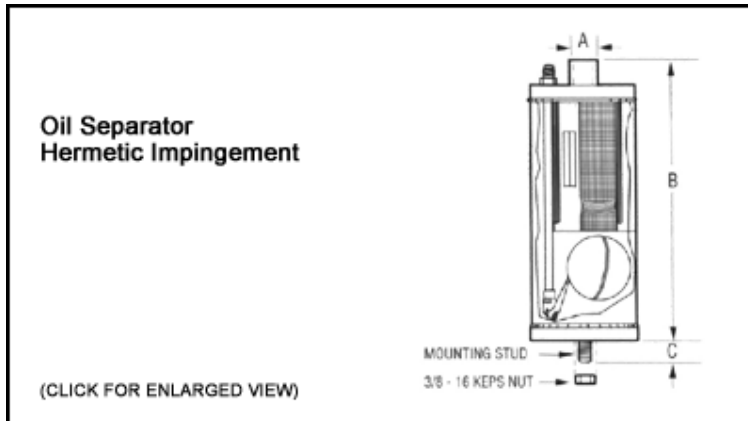
Model	Max Working Pressure	Oil Connector Size	Diameter	*A* Dimension	*B* Dimension	*C* Dimension	Oil Charge Amount
501	450 PSIG	1/4" SAE	4"	1/2" ODS	10 1/4"	3/4"	16 oz 475 mil
502	450 PSIG	1/4" SAE	4"	5/8" ODS	12 7/8"	3/4"	16 oz 475 mil
503	450 PSIG	1/4" SAE	4"	7/8" ODS	14 5/8"	3/4"	16 oz 475 mil
504	450 PSIG	1/4" SAE	4"	1 1/8" ODS	15 1/2"	3/4"	16 oz 475 mil
505	450 PSIG	1/4" SAE	4"	1 3/8" ODS	17 7/8"	3/4"	16 oz 475 mil

506/507



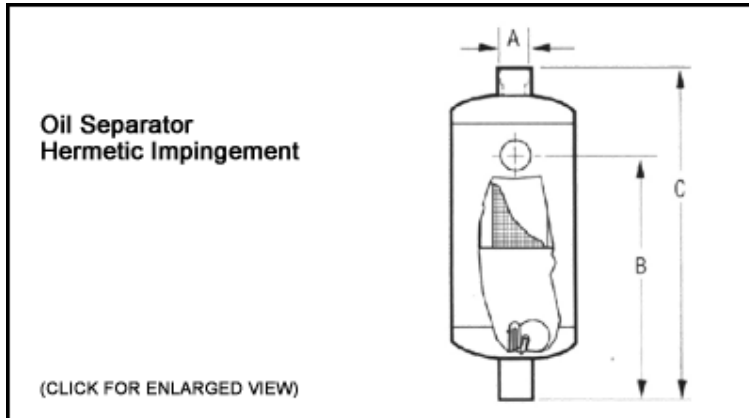
Model	Max Working Pressure	Oil Connector Size	Diameter	*A* Dimension	*B* Dimension	*C* Dimension	Oil Charge Amount
506	450 PSIG	1/4" SAE	6"	1 5/8" ODS	15 1/4"	20 1/4"	20 oz 590 mil
507	450 PSIG	1/4" SAE	6"	2 1/8" ODS	16 7/8"	21 1/4"	20 oz 590 mil

600/601/602/603/604/605



Model	Max Working Pressure	Oil Connector Size	Diameter	*A Dimension	*B Dimension	*C Dimension	Oil Charge Amount
600	450 PSIG	1/4" SAE	4"	3/8" ODS	8 1/8"	3/4"	15 oz 445 mil
601	450 PSIG	1/4" SAE	4"	1/2" ODS	10 1/4"	3/4"	12 oz 355 mil
602	450 PSIG	1/4" SAE	4"	5/8" ODS	12 7/8"	3/4"	12 oz 355 mil
603	450 PSIG	1/4" SAE	4"	7/8" ODS	14 5/8"	3/4"	12 oz 355 mil
604	450 PSIG	1/4" SAE	4"	1 1/8" ODS	15 1/2"	3/4"	12 oz 355 mil
605	450 PSIG	1/4" SAE	4"	1 3/8" ODS	18 7/8"	3/4"	12 oz 355 mil

606/607



Model	Max Working Pressure	Oil Connector Size	Diameter	*A Dimension	*B Dimension	*C Dimension	Oil Charge Amount
606	450 PSIG	1/4" SAE	6"	1 5/8" ODS	15 1/4"	18 1/4"	29 oz 850 mil
607	450 PSIG	1/4" SAE	6"	2 1/8" ODS	16 1/4"	19 1/4"	29 oz 850 mil

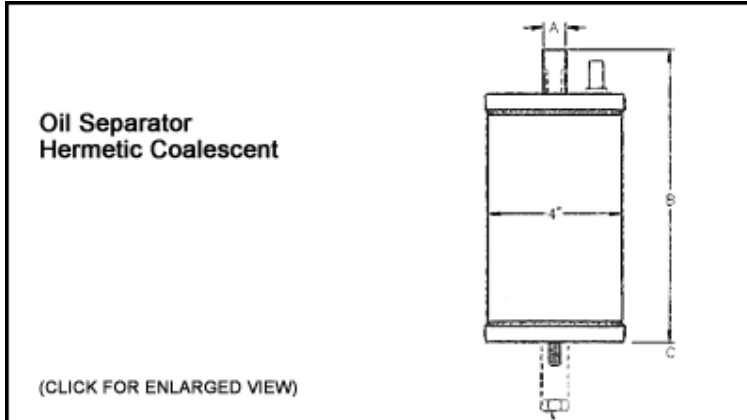
900 Series

The Temprite 900 Series and 920 Series is unquestionably the standard in ultra low temperature applications by virtue of its extreme performance range. But this performance advantage may be applied to higher temperature applications when it is advantageous to minimize cycle times or downsize a compressor. The 900 and 920 Series can also enhance the performance of other components such as filter/dryers by eliminating the thin film of oil that prevents moisture from being absorbed by the desiccant. The reason the 900 and 920 Series work so well is that they employ a matrix type borosilicate coalescent filter to do the work impingement screens formerly did. These exceptionally pure, extremely fine glass fibers matrices excite the oil molecules to collide into one another thus agglomerating them into bigger droplets until they are forced to the outer drain layer of the filter.

These droplets fall to the bottom of the separator reservoir and the oil is then returned to the compressor. Because this filter is finer than a filter/dryer, it will pick up any and all effluent and dirt circulating in the system to 0.3 microns in size. Normally, on short, self contained application the amount of effluent is minute, but on large parallel rack/multiplex systems with long lines, cleanliness problems can be overcome by using the 920 Series of accessible coalescent separators. These units can be opened up after 24 to 48 hours of initial run time to change the filter and thereby clean up the system. Solid contaminants in your system are harmful to TXV valves, sensors and other delicate instrumentation. And with the new refrigerant's enhanced solvent effect, more solid contaminants than ever are circulating in your system.

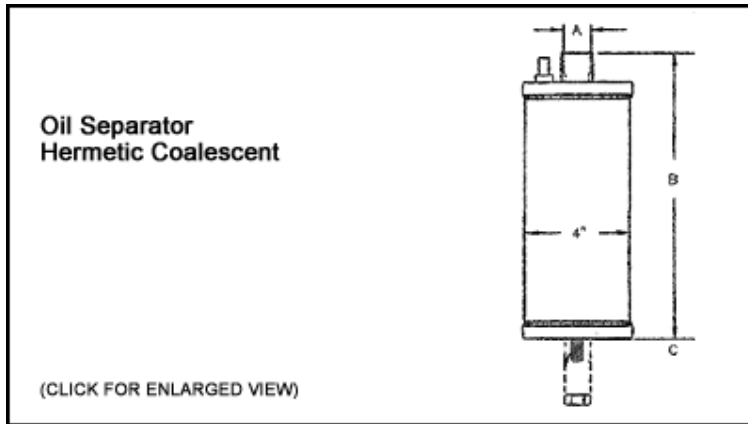
If the filter becomes dirty, it will not function at its optimum performance level. The 924 through the 930 were designed so that in order to change the filter, you merely have to isolate the separator and change out the filter without unbrazing it. The 920 Series has another advantage in the event of a compressor burn-out by localizing all effluent to the oil separator thus sparing delicate metering devices from a rush of carbonized particles.

900/900-1/901



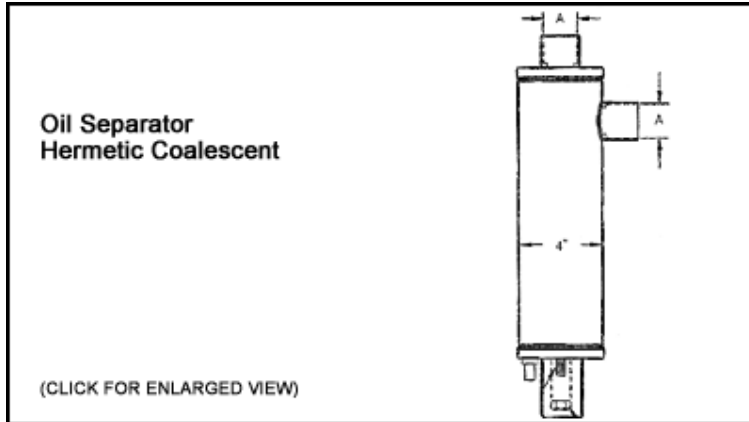
Model	Max Working Pressure	Oil Connector Size	Diameter	*A* Dimension	*B* Dimension	*C* Dimension	Oil Charge Amount
900	450 PSIG	1/4" ODS	4"	3/8" ODS	8 1/4"	3/4"	15 oz 445ml
900-1	450 PSIG	1/4" 90 ODS	4"	3/8" ODS	8 1/4"	3/4"	15 oz 445ml
901	450 PSIG	1/4" ODS	4"	1/2" ODS	8 3/8"	3/4"	15 oz 445ml

902/903



Model	Max Working Pressure	Oil Connector Size	Diameter	*A' Dimension	*B' Dimension	*C' Dimension	Oil Charge Amount
902	450 PSIG	1/4" SAE	4"	5/8" ODS	10 9/16"	3/4"	15 oz 445 mil
903	450 PSIG	1/4" SAE	4"	7/8" ODS	10 7/8"	3/4"	15 oz 445 mil

904/905



Model	Max Working Pressure	Oil Connector Size	Diameter	*A* Dimension	*B* Dimension	*C* Dimension	Oil Charge Amount
904	450 PSIG	1/4" SAE	4"	1 1/82" ODS	15 1/8"	18 3/8"	16 oz 475 mil
905	450 PSIG	1/4" SAE	4"	1 3/8" ODS	15/18"	18 3/8"	16 oz 475 mil

920 Series

Resource Documents:

[920 Series - Pressure Drop v. Particulate Loading](#)

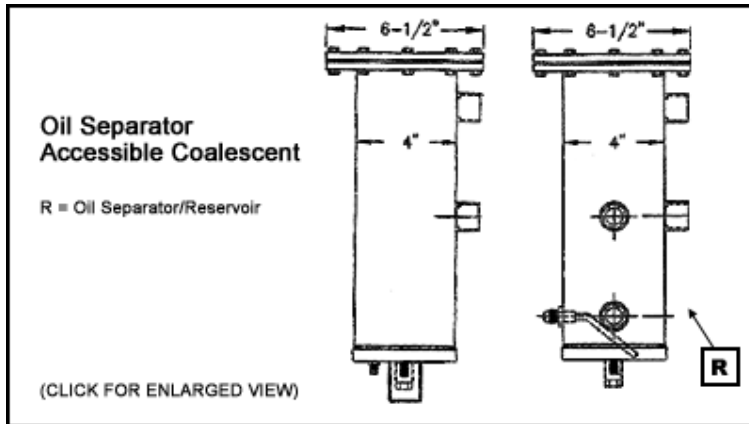
[920 Series Capacities in Tons, kW, BTUs](#)

The Temprite 900 Series and 920 Series is unquestionably the standard in ultra low temperature applications by virtue of its extreme performance range. But this performance advantage may be applied to higher temperature applications when it is advantageous to minimize cycle times or downsize a compressor. The 900 and 920 Series can also enhance the performance of other components such as filter/dryers by eliminating the thin film of oil that prevents moisture from being absorbed by the desiccant. The reason the 900 and 920 Series work so well is that they employ a matrix type borosilicate coalescent filter to do the work impingement screens formerly did. These exceptionally pure, extremely fine glass fibers matrices excite the oil molecules to collide into one another thus agglomerating them into bigger droplets until they are forced to the outer drain layer of the filter.

These droplets fall to the bottom of the separator reservoir and the oil is then returned to the compressor. Because this filter is finer than a filter/dryer, it will pick up any and all effluent and dirt circulating in the system to 0.3 microns in size. Normally, on short, self contained application the amount of effluent is minute, but on large parallel rack/multiplex systems with long lines, cleanliness problems can be overcome by using the 920 Series of accessible coalescent separators. These units can be opened up after 24 to 48 hours of initial run time to change the filter and thereby clean up the system. Solid contaminants in your system are harmful to TXV valves, sensors and other delicate instrumentation. And with the new refrigerant's enhanced solvent effect, more solid contaminants than ever are circulating in your system.

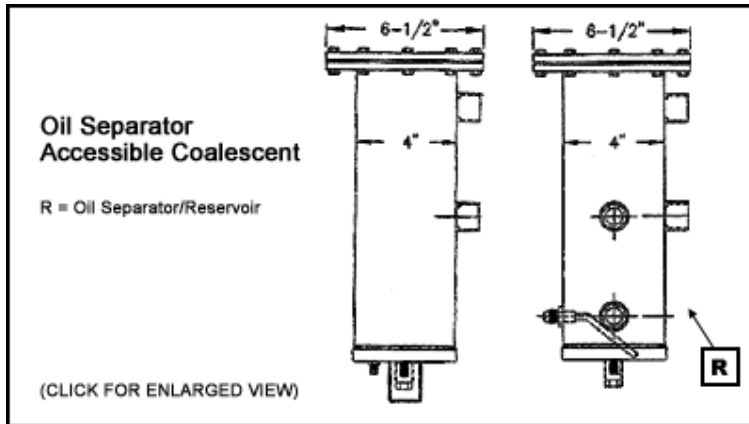
If the filter becomes dirty, it will not function at its optimum performance level. The 924 through the 930 were designed so that in order to change the filter, you merely have to isolate the separator and change out the filter without unbrazing it. The 920 Series has another advantage in the event of a compressor burn-out by localizing all effluent to the oil separator thus sparing delicate metering devices from a rush of carbonized particles.

922/923/922R/923R



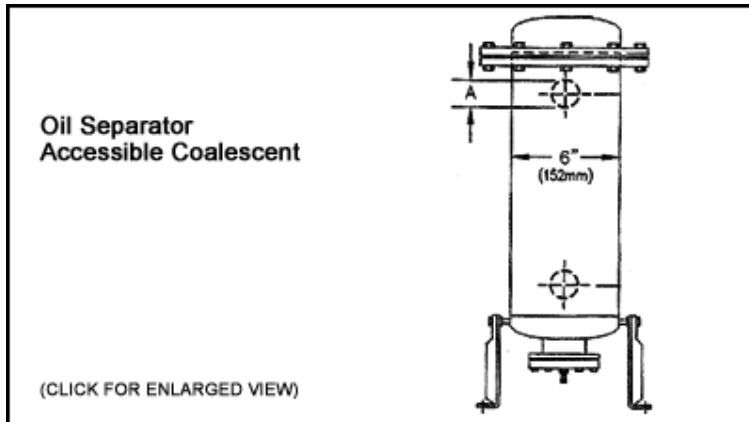
Model	Max Working Pressure	Oil Connector Size	Diameter	*A* Dimension	*B* Dimension	*C* Dimension	Oil Charge Amount
922	450 PSIG	1/4" SAE	4"	5/8" ODS	12"	12 3/4"	15 oz 445 mil
923	450 PSIG	1/4" SAE	4"	7/8" ODS	12"	13"	15 oz 445 mil
922R	450 PSIG	1/4" SAE	4"	5/8" ODS	17 3/4"	18 1/2"	77 oz 2.7 lit
923R	450 PSIG	1/4" SAE	4"	7/8" ODS	17 3/4"	18 3/4"	77 oz 2.7 lit

924/925/924r/925r



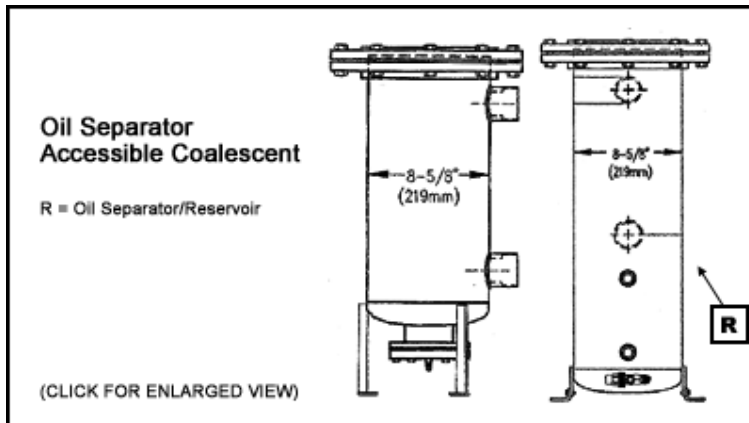
Model	Max Working Pressure	Oil Connector Size	Diameter	*A* Dimension	*B* Dimension	*C* Dimension	Oil Charge Amount
924	450 PSIG	1/4" SAE	4"	1 1/8" ODS	15 5/16"	18 5/8"	16 oz 475 mil
925	450 PSIG	1/4" SAE	4"	1 3/8" ODS	15 5/16"	18 5/8"	16 oz 475 mil
924R	450 PSIG	1/4" SAE	4"	1 1/8" ODS	24 1/16"	28 3/8"	109 oz 3.22 lit
925R	450 PSIG	1/4" SAE	4"	1 3/8" ODS	15 1/16"	28 3/8"	109 oz 3.22 lit

926/927



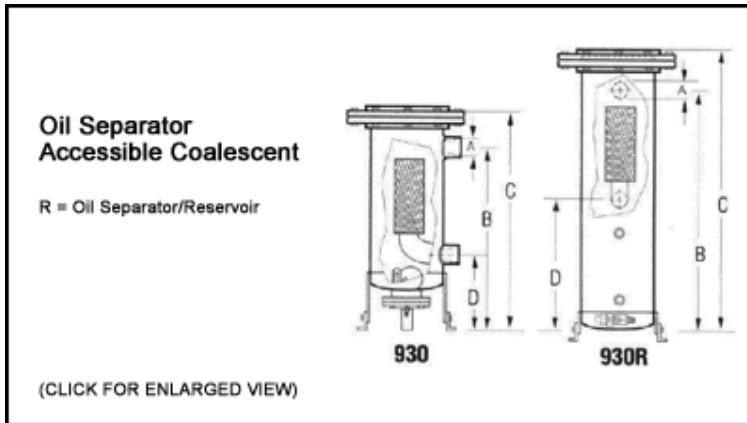
Model	Max Working Pressure	Oil Connector Size	Diameter	*A* Dimension	*B* Dimension	*C* Dimension	*D* Dimension	Oil Charge Amount
926	450 PSIG	1/4" SAE	6"	1 5/8" ODS	31"	34 3/4"	30 1/2"	34 oz 1 lit
927	450 PSIG	1/4" SAE	6"	2 1/8" ODS	31"	34 3/4"	30 1/2"	34 oz 1 lit

928/928r



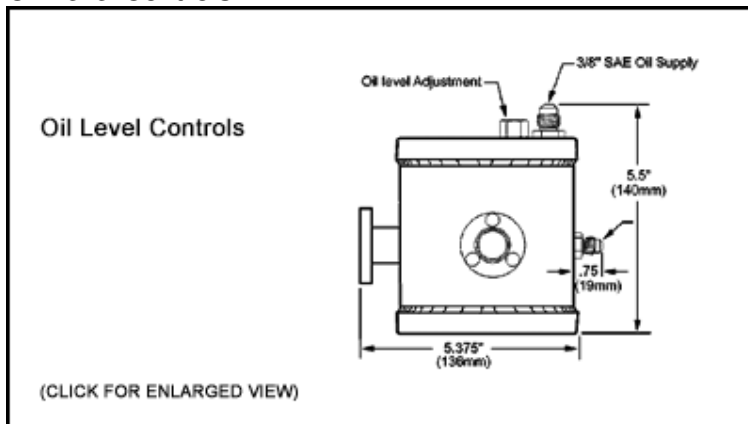
Model	Max Working Pressure	Oil Connector Size	Diameter	*A* Dimension	*B* Dimension	*C* Dimension	*D* Dimension	Oil Charge Amount
928	450 PSIG	3/8" SAE	8 5/8"	2 5/8" ODS	33 5/8"	40 1/4"	12 3/4"	34 oz 1.00 lit
928R	450 PSIG	3/8" SAE	8 5/8"	2 5/8" ODS	38 7/8"	45 1/2"	18"	3.5 Gal 13.25 lit

930/930r



Model	Max Working Pressure	Oil Connector Size	Diameter	*A* Dimension	*B* Dimension	*C* Dimension	*D* Dimension	Oil Charge Amount
930	450 PSIG	3/8" SAE	12 3/4"	3 1/8" ODS	33 3/4"	43 3/8"	13 3/4"	85 oz 2.50 lit
930R	450 PSIG	3/8" SAE	12 3/4"	3 1/8" ODS	37 1/8"	44 3/4"	15 1/8"	5.7 Gal 21.25 lit

Oil Level Controls




Are for multiplexed rack/pack systems. They're designed to keep a constant flow of oil to the compressor and to keep it's crankcase at the specified level.

The vast majority of Temprite 920 "R" Series separator/reservoir users monitor the oil back to the Oil Level Control by adjusting the A-7 Pressure Reducing Valve to the pressure they desire. Please be aware of your system's requirements.

Replacement Parts & Accessories


920 Filter Kits



Part Number	For Model(s)	Weight (lbs.)
62034000	922-923, 922R-923R	1
62037000	924-925, 924R-925R	1
62028000	926-927, 926R-927R	3
62051000	928, 928R	1
62085000	930, 930R	9

Note: Gasket included in all kits

920 Pleated Clean-up Filters



Part Number	For Model(s)	Weight (lbs.)
62024000	922-923, 922R-923R	1
62047000	924-925, 924R-925R<	1
62030000	926-927, 926R-927R	3
62092802	928, 928R	5
62086000	930, 930R	9

Screens

Part Number	For Model(s)	Weight (lbs.)
60001000	501*	1
60002000	502*	1
60003000	503*	1
60004000	504*	1
60005000	505*	1
60006000	506	1
60007000	507	1

* 2 included

Bottom Plate Gaskets


Part Number	For Model(s)	Weight (lbs.)
55000010 / 55000050	501-510, 922-925, 922R-925R, 928, 930	1
55100010 / 55100050	926-927, 926R-927R	1

Top Plate O-Rings

Part Number	For Model(s)	Weight (lbs.)
55928000	928, 928R	1
55930000	930, 930R	1

Float & Plate Assemblies

Bottom Plate, Float, Needle
& Seat Assembly



(CLICK FOR ENLARGED VIEW)

Part Number	For Model(s)	Weight (lbs.)
51100000	Flt/Ndl Assy 501-505, 922-923	1
51200000	Flt/Ndl Assy 506-507	1
52200000	FltBllAssy W/ Btom Plt 506-507	4
52300000	FltBllAssy W/ Btom Plt 508-510, 928, 930	5
05926000	Btm Assy 926-927	5

Pressure Differential Indicator (PDI)

Pressure Differential Indicator



(CLICK FOR ENLARGED VIEW)

Part Number	For Model(s)	Weight (lbs.)
024400000	244	1