


Movement by Perfection



The Royal League in ventilation, control and drive technology



Product documentation

Type
FN050-VDA.4I.V7P1

Article number
140089

Article number
140089

The Royal League Die Königsklasse

Product documentation

Customer


ZIEHL-ABEGG Contact
James Tran

Project

ZIEHL-ABEGG Subsidiary
Australia
ZIEHL-ABEGG Australia Pty Ltd (VIC)
181 Calarco Drive
Derrimut
VICTORIA 3030
AUSTRALIA
Phone +61 3 99310899
Fax +61 3 99310499
www.ziehl-abegg.com.au
info@ziehl-abegg.com.au

Type
FN050-VDA.4I.V7P1

Article number
140089



Contents

1.	Rubriküberschrift1 (CB_AF_Headline1)	Error! Bookmark not defined.
----	--------------------------------------	-------------------------------------

1. Product specification

Technical data

Article number	140089
Type	FN050-VDA.4I.V7P1
Designation	Axial fan with sickle blades
Rated values	3~400V±10% D/Y 50Hz P ₁ 0,84/0,54kW 1.45/ 0.96A ΔI=15% 1340/ 940/min COSY 0,80 70°C
Electrical connection	Terminal box K62
Min. operating temperature °C	-40
Mounting type terminal box	Mounted on Stator
Type of protection	IP54
Thermal class	THCL155
Connection diagram	1360-108XA
Rating plate	1x fixed
Fitting position	H/Vu/Vo
Motor protection	thermal contact
Impregnation	Moisture and hot climate protection
Quality of bearings	ball bearing with long-time lubrication
Material Rotor	Aluminium
Painting rotor	unpainted
Material blades	Aluminium
Painting impeller	unpainted
Other	Balancing quality G 4,0
Weight kg	11,20
ErP Data	Efficiency η_{statA} : 34,2 % Efficiency grade: $N_{\text{actual}} = 41,3 / N_{\text{target}} = 40^*$ *ErP 2015

2. Characteristic curve

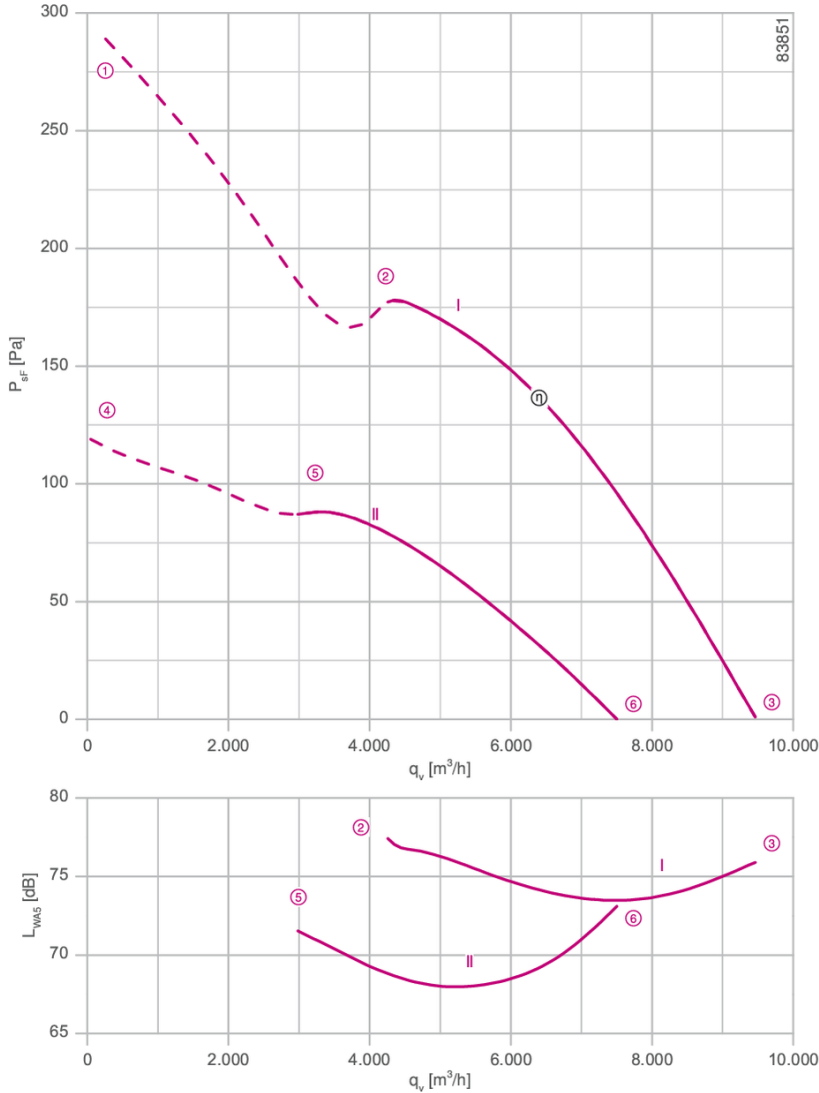
Kennliniexx123

UmbruchKL

Characteristic curve

Frequency: 50 Hz

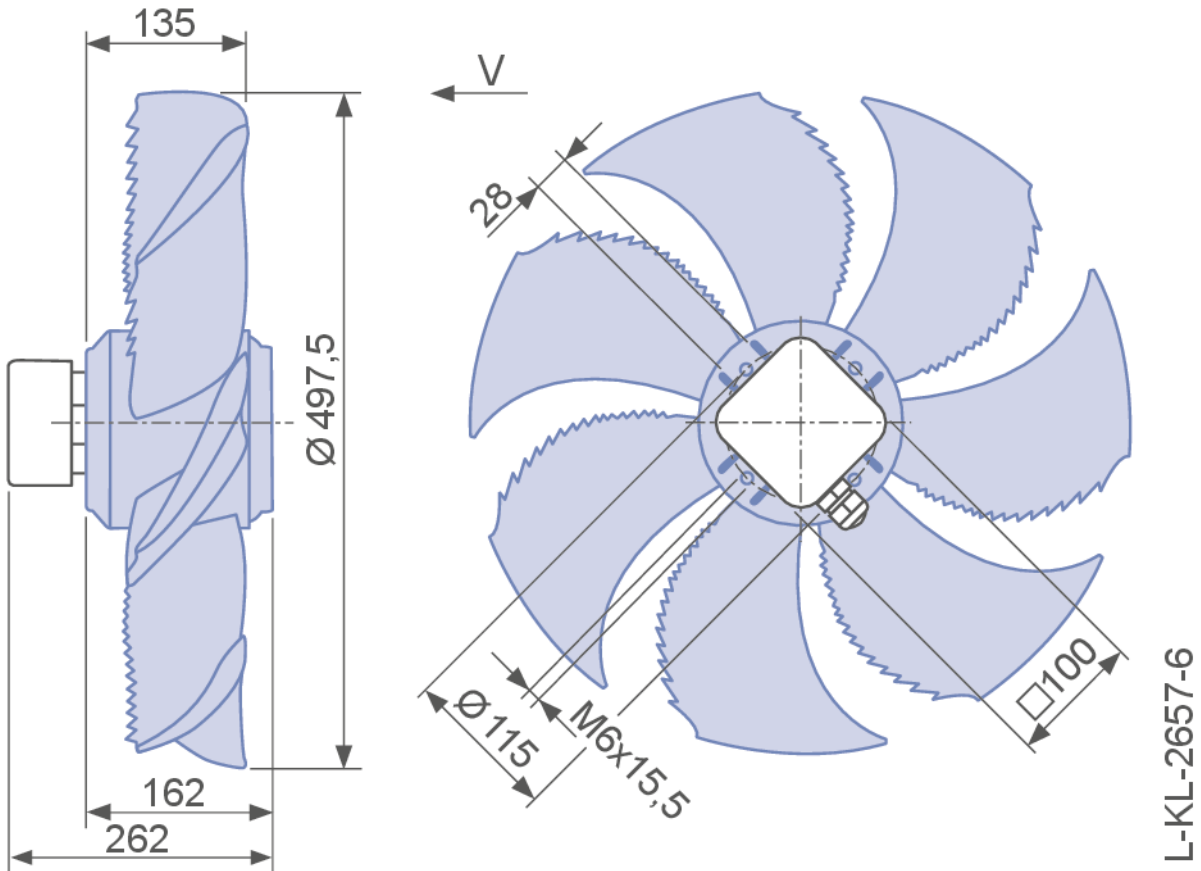
Measured in full bell mouth without guard grille in installation type A according to ISO 5801.



I = 400 V, II = 230 V

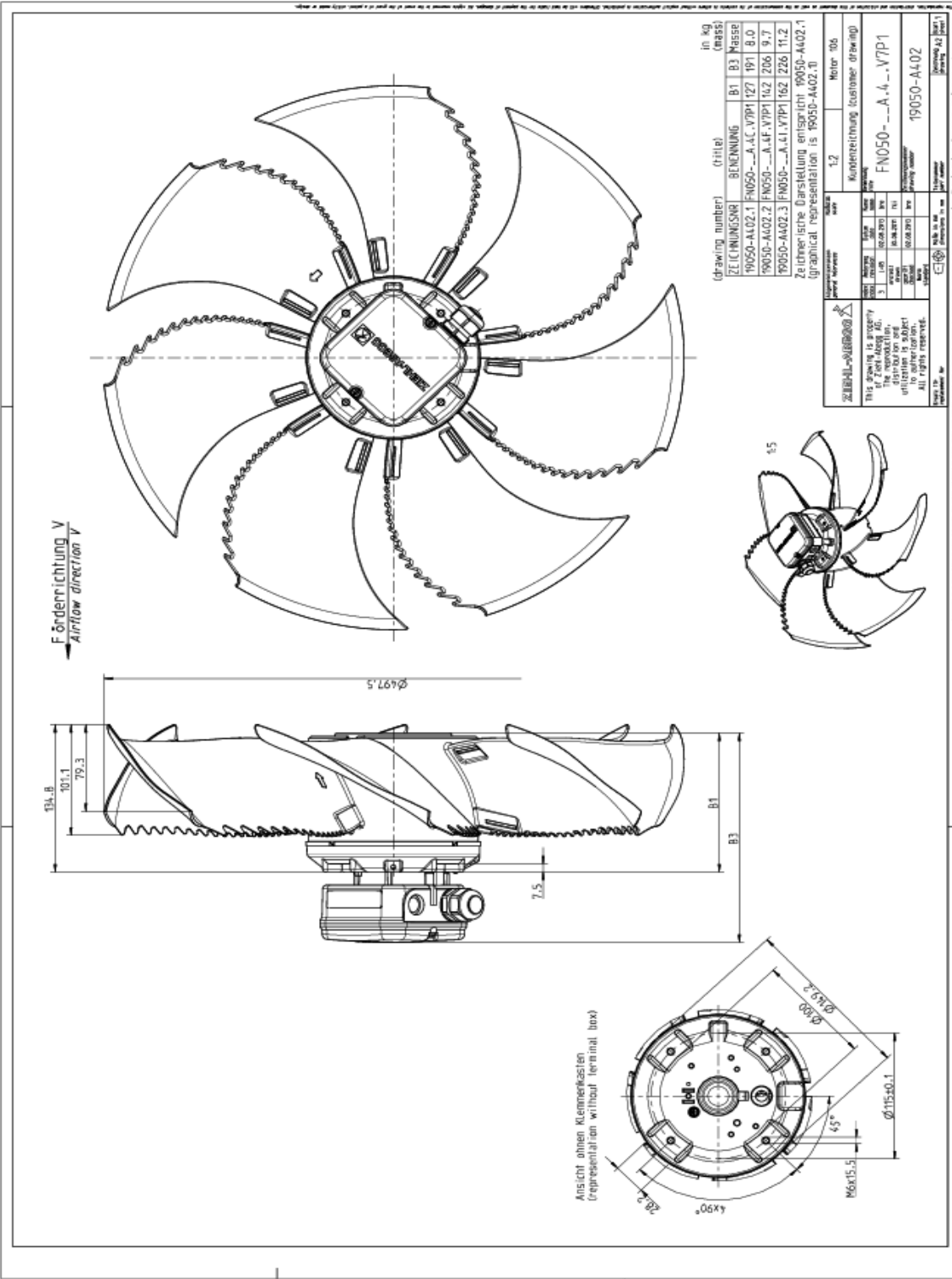
Operating point		①	②	③	④	⑤	⑥
Characteristic curve		I	I	I	II	II	II
Connection		Δ	Δ	Δ	Y	Y	Y
Voltage	V	400	400	400	400	400	400
Input power	W	1050	840	620	580	540	480
Current	A	1,75	1,45	1,15	1,05	0,96	0,82
Speed	min^{-1}	1280	1340	1390	800	940	1110

3. Drawing



The Royal League

Die Königsklasse



Dimensions in mm
Shown drawing is just to show the dimensions of the fan.

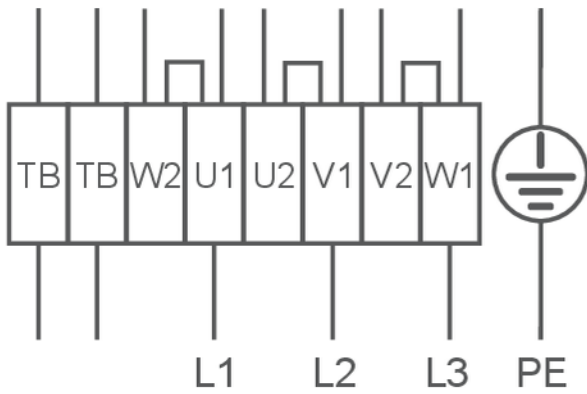
4. Connection diagram

1360-108XA

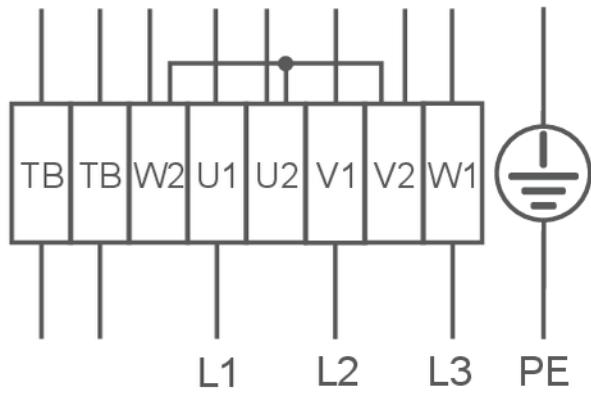
3~ motor, 2 speeds (Δ/Y switch over) with thermostatic switch (if built in). Without bridge when using speed change-over switch.

- U1 brown
- V1 blue
- W1 black
- U2 red
- V2 grey
- W2 orange
- TB white

High speed/D-connection



Low speed/Y-connection



5. EU-Declaration of conformity

EC-Declaration of conformity

- Translation -
(english)

ZA75-GB 1616 Index 011
00285644-GB

Manufacturer: ZIEHL-ABEGG SE
Heinz-Ziehl-Straße
74653 Künzelsau
Germany

The manufacturer is solely responsible for issuance of the declaration of conformity.

The products:

- External rotor motor MK.., MW..
- Axial fan FA.., FB.., FC.., FE.., FF.., FS.., FT.., FH.., FL.., FN.., FV.., DN.., VR.., VN.., ZC.., ZF.., ZN..
- Centrifugal fan RA.., RD.., RE.., RF.., RG.., RH.., RK.., RM.., RR.., RZ.., GR.., ER..
- Cross-flow fan QK.., QR.., QT.., QG..

The engine type:

- Asynchronous internal or external rotor motor
- Asynchronous internal or external rotor motor with integrated frequency inverter, except EDP system
- Electronically commutated (EC) internal or external rotor motor
- Electronically commutated internal or external rotor motor with integrated EC Controller, except EDP system

These products comply with the following EU directives:

- EMC Directive 2014/30/EU
- Low voltage directive 2014/35/EU
- ErP Directive 2009/125/EC, in conjunction with Regulation (EU) no. 327/2011

The following harmonized standards are in use:

EN 60034-1:2010 + Cor.:2010	EN 61000-6-3:2007 + A1:2011 + AC:2012
EN 60204-1:2006 + A1:2009 + AC:2010	EN 61000-6-2:2005 + AC:2005
EN 60529:1991 + A1:2000 + A2:2013	


Compliance with the ErP Directive 2009/125/EC does not refer to external rotor motors MK.., MW..

All ErP-relevant information comprises measurements which are determined using a standardised measurement set-up. More details can be obtained from the manufacturer.

Compliance with the EMC Directive 2014/30 / EU refers only to those products when they are connected by mounting / operating instructions . If these products are integrated into a system or supplemented with other components (eg. sensing controls) and operated , the manufacturer or operator is responsible of the overall system for compliance with the EMC Directive 2014/30 / EU .

Künzelsau, 20.04.2016
(Location, date of issue)

ZIEHL-ABEGG SE
Dr. W. Angelis
Technical Director Air Movement Division
(Name, Function)



(Signature)





The Royal League in ventilation, control and drive technology

Intelligent control technology for any application

ZIEHL-ABEGG system capabilities:
Everything from a single source – perfectly matched for optimal performance

Please contact us. We would be pleased to design an individual solution for your requirements.

We would like to welcome you on our worldwide exhibitions. Please find our next exhibitions [here](#).