















































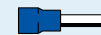










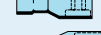







# Pre-Insulated Terminals

Pre-Insulated				
STUD SIZE	CONDUCTOR 0.5-1.6mm <sup>2</sup>	PACK QTY	SINGLE GRIP	DOUBLE GRIP
<b>RING TERMINAL – RT Range</b>				
M3		100	RT1.25-3	RT1.25-3DG
M4		100	RT1.25-4	RT1.25-4DG
M5		100	RT1.25-5	RT1.25-5DG
M6		50	RT1.25-6	RT1.25-6DG
M8		50	RT1.25-8	RT1.25-8DG
M10		25	RT1.25-10	RT1.25-10DG
M12		25		RT1.25-12DG
<b>FORKED SPADE – FS Range</b>				
M3		100	FS1.25-3	FS1.25-3DG
M4		100	FS1.25-4	FS1.25-4DG
M5		50	FS1.25-5	FS1.25-5DG
M6		50	FS1.25-6	FS1.25-6DG
<b>PIN CONNECTOR - PC Range</b>				
		100	PC1.25	PC1.25DG
<b>LIP BLADE - LB Range</b>				
Width 3mm		50	LB1.25-3	LB1.25-3DG
Width 5mm		50		LB1.25-5DG
<b>FLAT BLADE - FB Range</b>				
Dim. 1.9 x 11.7		100	FB1.25-2	FB1.25-2DG
Dim. 2.3 x 17		100	FB1.25-2.3/17	
Dim. 3 x 13		100	FB1.25-3	FB1.25-3DG
<b>BULLET CONNECTOR - BC Range</b>				
4mm Bullet		100		MBC1.25DG
		25		FBC1.25DG
<b>IN LINE SPLICE - ILS Range</b>				
		50	ILS1.25	ILS1.25DG
			See also page A11 and A12	
<b>QUICK CONNECTOR - QC Range</b>				
Tab 6.4 x 0.8mm		50		PB1.25-6.4DG
Tab 2.8 x 0.5mm		100		QC1.25-2.8/5DG
Tab 2.8 x 0.8mm		100		QC1.25-2.8DG
Tab 4.8 x 0.5mm		100		QC1.25-4.8/5DG
Tab 4.8 x 0.8mm		100		QC1.25-4.8DG
Tab 6.4 x 0.8mm		100		QC1.25-6.4DG
Tab 4.8 x 0.5mm		50	FIQC1.25-4.8/5	
Tab 6.4 x 0.8mm		50		FIQC1.25-6.4DG
Tab 6.4 x 0.8mm		100		MT1.25-6.4DG
Tab 6.4 x 0.8mm		50		FIMT1.25-6.4DG
Tab 6.4 x 0.8mm		25		FIFQC1.25-6.4
Flag				
	Requires KFLAG Tool			
<b>END CONNECTOR - EC Range</b>				
		50	EC1.25	

Pre-Insulated				
STUD SIZE	CONDUCTOR 1.0-2.6mm <sup>2</sup>	PACK QTY	SINGLE GRIP	DOUBLE GRIP
<b>RING TERMINAL - RT Range</b>				
M3		100	RT2-3	RT2-3DG
M4		100	RT2-4	RT2-4DG
M5		100	RT2-5	RT2-5DG
M6		50	RT2-6	RT2-6DG
M8		50	RT2-8	RT2-8DG
M10		25	RT2-10	RT2-10DG
M12		25	RT2-12	RT2-12DG
<b>FORKED SPADE - FS Range</b>				
M3		100	FS2-3	FS2-3DG
M4		100	FS2-4	FS2-4DG
M5		50	FS2-5	FS2-5DG
M6		50	FS2-6	FS2-6DG
<b>PIN CONNECTOR - PC Range</b>				
		100	PC2	PC2DG
<b>LIP BLADE - LB Range</b>				
Width 3mm		50	LB2-3	LB2-3DG
Width 5mm		50		LB2-5DG
<b>FLAT BLADE - FB Range</b>				
Dim. 2.5 x 11.7		100	FB2-2.5	FB2-2.5DG
Dim. 2.5 x 17		100	FB2-2.5/17	
Dim. 3.5 x 13		100	FB2-3.5	FB2-3.5DG
<b>BULLET CONNECTOR - BC Range</b>				
5mm Bullet		50		MBC2DG
		25		FBC2DG
<b>IN LINE SPLICE - ILS Range</b>				
		50	ILS2	ILS2DG
			See also page A11 and A12	
<b>QUICK CONNECTOR - QC Range</b>				
Tab 6.4 x 0.8mm		50		PB2-6.4DG
Tab 2.8 x 0.8mm		100		QC2-2.8DG
Tab 4.8 x 0.5mm		100		QC2-4.8/5DG
Tab 4.8 x 0.8mm		100		QC2-4.8DG
Tab 6.4 x 0.8mm		50		QC2-6.4DG
Tab 4.8 x 0.5mm		50	FIQC 2-4.8/5	
Tab 6.4 x 0.8mm		50		FIQC2-6.4DG
Tab 6.4 x 0.8mm		100		MT2-6.4DG
Tab 6.4 x 0.8mm		50		FIMT2-6.4DG
Tab 6.4 x 0.8mm		25		FIFQC2-6.4
Flag				
	Requires KFLAG Tool			
<b>END CONNECTOR - EC Range</b>				
		50	EC2	